
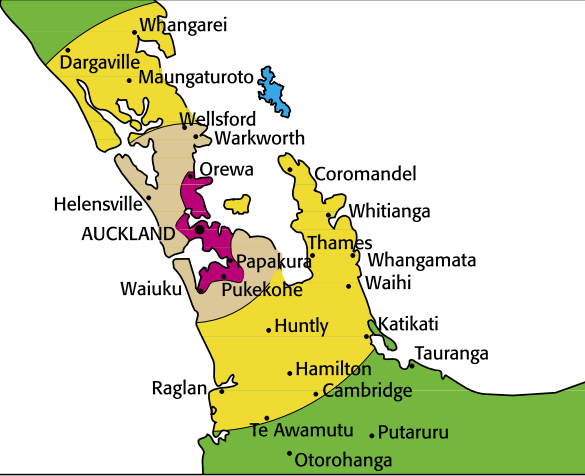

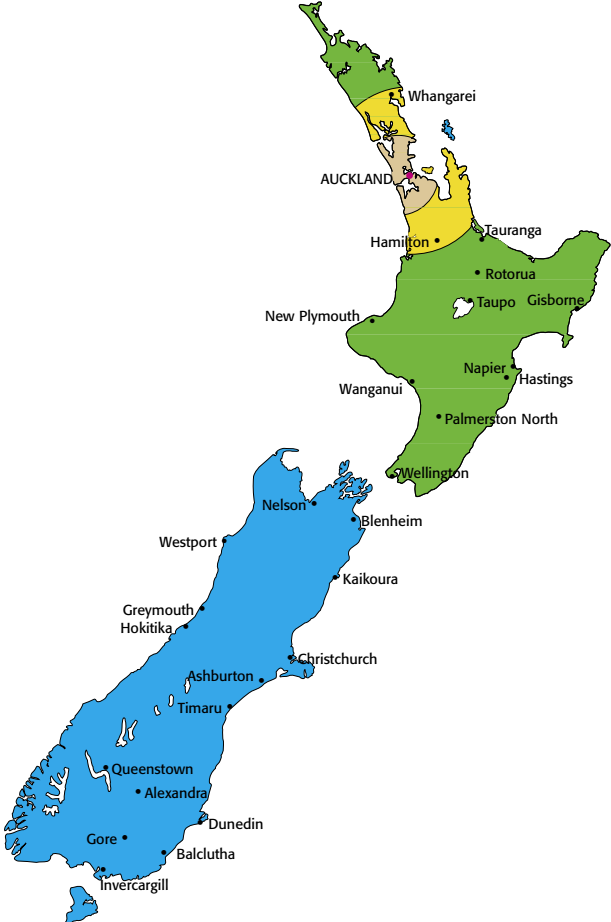






Sector guide from Auckland

<p>Local and local towns sector</p>	<p>Local towns sector to two sector</p>
	
<p>Parcel tickets</p>	<p>Island to Island</p>
<p>Local</p>  <ul style="list-style-type: none"> • Within city limits • One parcel base ticket allows up to 25kg • Maximum of 25kg per item 	
<p>Local towns</p>  <ul style="list-style-type: none"> • Up to 75km within an Island • One parcel base ticket allows up to 25kg • Maximum of 25kg per item 	
<p>One sector</p>  <ul style="list-style-type: none"> • Up to 150km within an Island • One parcel base ticket allows up to 15kg • One yellow excess ticket for each 10kg over 15kg • Maximum of 25kg per item 	
<p>Two sector</p>  <ul style="list-style-type: none"> • Over 150km within an Island • One parcel base ticket allows up to 5kg • One green excess ticket for each 5kg over 5kg • Maximum of 25kg per item 	
<p>Island to Island</p>  <ul style="list-style-type: none"> • Between North & South Islands • One parcel base ticket allows up to 5kg • One blue excess ticket for each 5kg over 5kg • Maximum of 25kg per item 	
<p>Parcel ticket distances</p>	
<p>Each ticket is colour coded based on the distance the parcel travels.</p>	
<p>Local</p>	<p>Across town, within city limits</p>
<p>Local towns</p>	<p>Up to 75km, within an Island</p>
<p>One sector</p>	<p>Up to 150km, within an Island</p>
<p>Two sector</p>	<p>Over 150km, within an Island</p>
<p>Island to Island</p>	<p>Between North and South Islands</p>
<p>Island to Island economy</p>	<p>Between North and South Islands economy</p>